



Happy Birthday

BABY JESUS!



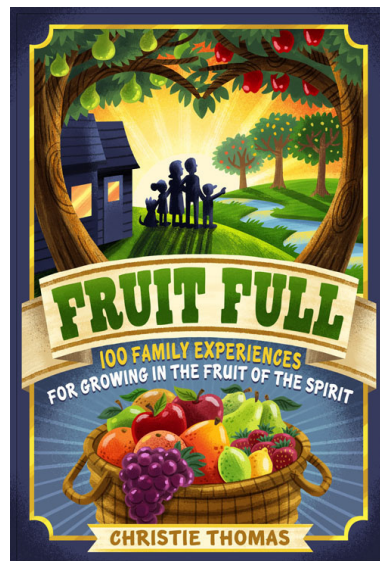




Happy Birthday Baby Jesus! (c) 2022 Christie Thomas | Little Shoots Deep Roots | HopeGrown Faith. All Rights Reserved.

This resource is intended for personal or church use only and may not be reproduced in any form, in whole or in part, without written permission from Christie Thomas EXCEPTING it is for the purchaser's individual personal or church use. Please do not participate in or encourage piracy of copyright materials in violation of the author's rights.

Basically, I wrote this. Please don't steal it or share it without permission. Thank you for supporting my family! 10% of all proceeds go toward ministries around the world.

Please check out my [website](#) and [physical books](#) for families!



LITTLE SHOOTS
DEEP ROOTS

SIMPLIFIED FAMILY FAITH WITH CHRISTIE THOMAS

Let's throw a birthday Party for Jesus!



Help your kids keep Christ in Christmas with a fun birthday party for Jesus! This can be as simple as bringing home some cupcakes from the store and singing Happy Birthday, or you can incorporate some of the other suggestions on this page.

Decorations: They don't have to be fancy!

Have your kids color the banner or decorate with whatever birthday supplies you have on hand - crepe paper, balloons, homemade decorations, etc. (TIP: If you allow your kids to inspire/make the decor instead of trying to make it super fancy, it'll likely be fun instead of stressful.)

Snacks: Also don't have to be fancy, but here are some suggestions.

- Use a simple cake or cupcakes as a birthday cake for Jesus.
- Set out pretzel rods, graham crackers, animal crackers, and icing so each child can build a stable for baby Jesus.
- Make a "Bethlehem food tray". You could include grapes, olives, flatbread, dates, almonds, cheese, raisins, and/or honey.

Games: Keep it simple. You know what your kids like!

- Create mangers for Jesus out of laundry baskets, blankets, and baby dolls.
- Pretend that you are Mary and Joseph, and take a long walk through your home. When you reach your child's bedroom, shut the door and say, "There's no room here! I guess we'll have to rest in the hallway." Ask your child how it feels to be told "there's no room"!
- hide pieces of your nativity (or the included paper nativity) around the house and have your kids search for them.

Family Devotional





SET UP: Get either your own nativity set or the paper scene included in this kit. Divide up the characters among the children so they each get to hold at least one. As you share each part of the story, have children add their part to the scene. Allow some time after each question for your children to answer, then continue the story.

One perfectly normal day, God sent an angel to a young Jewish woman named Mary. He said, "Don't be afraid!" Why do you think that was the first thing he said?

Next, he told Mary "You are going to have a special son, named Jesus. He will be very great because he is God's Son." Mary was quite surprised, but she accepted what the angel said. She married Joseph and they prepared for the birthday of God's own Son. How might you prepare for the birthday of such a special baby?

As they were getting ready, their plans changed when the Roman king told everyone to go back to their hometown to be counted. Because Joseph was from Bethlehem, that's where they had to travel. They had to walk all day, every day, for about five days. How would you feel after that much walking?

When they got to Bethlehem, it was time for Mary to have her baby. Unfortunately, there wasn't a special room or hospital for the Son of God. We don't know exactly where they stayed - maybe in a wooden stable, or a cave, or even where the animals slept inside someone's home. But wherever they were, there was no cradle for the new baby. Instead, they used a manger, which normally holds hay for animals to eat. How's that for a birthday party?




Most people had no clue a special baby was born that day, but there were shepherds out in the fields guarding their sheep. Suddenly, an angel appeared among them and said "Don't be afraid!" (Doesn't that sound familiar?) "I bring you good news! The Savior has been born today, right over there in Bethlehem!" This time, one angel wasn't enough, because they were celebrating the birth of God's own Son! The first angel was joined by a whole army of angels, praising God and singing, "Glory to God!" That sounds like great music for a birthday party. Let's say that together: Glory to God!

When the angels disappeared, the shepherds ran off to find the newborn baby. They didn't bring any birthday gifts, but they did tell everyone about what they had seen! Let's say to each other: Jesus is born!

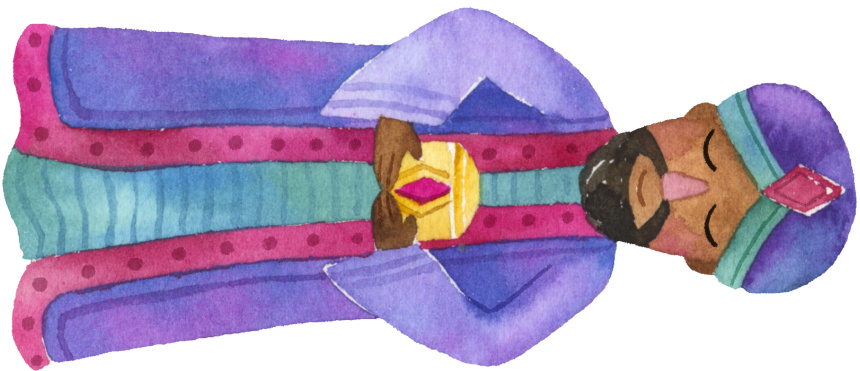
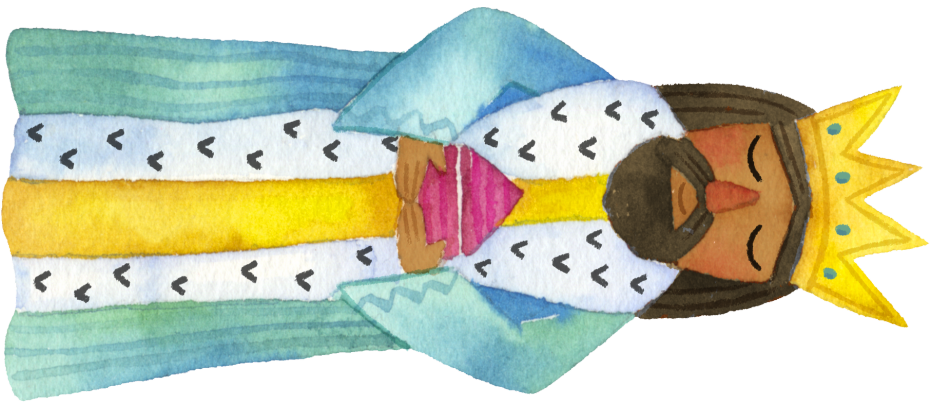

While Mary, Joseph, and Jesus were still in Bethlehem, some wise men visited them. They had travelled from far away, following a star they knew would lead to a new king. Now, these guys knew how to bring gifts for a birthday party! These visitors brought treasures: gold, frankincense, and myrrh. Frankincense and myrrh might sound like weird gifts for a baby, but his parents could sell some of it to help them pay for things Jesus and his family would need.

We celebrate Jesus' birthday again, every Christmas. We can play fun games and eat cake, but I want you to remember the most important gift of all. It's not the gold the wise men brought, and it's not what you might do for to Jesus. The most important gift is Jesus himself. God loved the world so much that He gave his one and only Son, so that everyone who believes in Him will not be separated from God, but have eternal life. So the greatest gift of all is Jesus, because through Him, we have the gift of eternal life.

PRAY: God, thank You for sending Your own Son so we could have eternal life with You. Help us to remember Your gift every day and live our lives like we really, truly believe in You and love You. In Jesus' name, amen.







H

A

P

P

y

B

i

R

T

H

D

A

y

J

E

S

